

COMMUNITY HOMELESSNESS REPORT SUMMARY

Grande Prairie, Alberta

2023-2024

The Community Homelessness Report (CHR) is an annual Reaching Home reporting deliverable that supports communities to prevent and reduce homelessness using a more coordinated, systems-based and data-driven response. The CHR was designed to support local discussions and decision making, using all of the information about homelessness currently available at the community level. Communities are encouraged to use their CHR data to develop clear plans of action that help them to reach their homelessness reduction targets and to leverage the collective efforts of service providers working across the community, regardless of how they are funded.

This is a summary of the CHR for the 2023-24 reporting cycle. It shows the community's self-assessment of Reaching Home implementation, which includes the following key components:

- meaningful collaboration between Indigenous and non-Indigenous partners (see Section 1);
- community-level governance, coordinated service delivery (Coordinated Access) and use of a Homelessness Management Information System or HMIS (see Section 2); and,
- an Outcomes-Based Approach (tracking community-level outcomes and progress against targets using person-specific data; see Section 3).

If the community was able to report on outcomes and targets, this CHR Summary also includes results for each of the five core outcomes of Reaching Home (see Section 4).

Section 1. Community Context – Collaboration between Indigenous and Non-Indigenous Partners

a) Specific to Coordinated Access, the HMIS and the Outcomes-Based Approach, has there been ongoing, meaningful collaboration between the DC CE and local Indigenous organizations, including those that sit on your CAB, over the reporting period?

→ Coordinated Access:	Yes
→ HMIS:	Yes
→ Outcomes-Based Approach:	Yes

Describe this collaboration in more detail.

Collaboration on Coordinated Access, the community information system and community outcomes occurred on an ongoing basis through weekly Housing Hub operational leadership meetings and Community Advisory Board on Housing & Homelessness (CABH) monthly meetings. The Grande Prairie Friendship Centre is a member of the Housing Hub and Indigenous Elders and representatives are members of CABH. For example, in February and March 2024 Housing Hub members participated in a redesign of the prioritization system which resulted in assigning higher priority to youth, seniors, families, Indigenous households and veterans, among other important changes. CABH provided feedback throughout the year on items such as the 2022-23 Annual Report Card and the 2022-23 Community Homelessness Report, where the overrepresentation of Indigenous individuals in homelessness was discussed. Further and deeper collaboration has begun and is expected to continue and deepen in 2024-25 as a result of the 2024 transition of Reaching Home Indigenous fund leadership to the Grande Prairie Friendship Centre. The Designated Community Entity (CE) attended Indigenous community dialogue sessions led by Infrastructure Canada in early 2023 where the decision to transition Indigenous CE funding to The Grande Prairie Friendship Centre was made by Indigenous community leaders, and the Designated CE was fortunate to be included as a resource in these discussions.

<p>a) Specific to the completion of this Community Homelessness Report (CHR), did ongoing, meaningful collaboration take place with the local Indigenous organizations, including those that sit on your CAB, over the reporting period?</p>	<p>Yes</p>
<p>Describe this collaboration in more detail.</p>	
<p>Indigenous Elders and community representatives sit as members of CABH. The 2023-24 CHR was presented to CABH at their monthly meeting in April and May 2024 for discussion and feedback on the content. The Grande Prairie Friendship Center was also invited to this meeting to ensure mutual understanding prior to the transition of Indigenous Reaching Home funding to the Friendship Centre in 2024. Feedback provided was incorporated into the final report prior to publishing.</p>	
<p>Did the IH CAB sign-off on this CHR?</p>	<p>Yes</p>

Section 2. Coordinated Access and Homelessness Management Information System (HMIS) Self-Assessment

Section 2 Summary Tables

The table below provides a summary of the work your community has done so far to meet the Reaching Home minimum requirements for Coordinated Access and an HMIS under the 2019-2024 Reaching Home funding cycle.

	Completed	Started	Not Yet Started
Number of minimum requirements	18	0	0

The table below shows the percentage of minimum requirements completed for each core Coordinated Access component.

Governance and Partnerships	HMIS	Access Points to Service	Triage and Assessment	Resource Inventory	Vacancy Matching and Referral with Prioritization
100%	100%	100%	100%	100%	100%

Section 2 Summary Comment

Highlight efforts and/or issues related to the work your community has done over the last year related to the Reaching Home minimum requirements for Coordinated Access and an HMIS.

The Housing Hub is the operational leadership group for Grande Prairie's coordinated access process. The Housing Hub Terms of Reference, standards of practice, privacy impact assessment, information sharing agreement and prioritization system were all updated and improved with member input in 2023-24. These updates ensure a more fair and equitable system, and greater protection of personal information.

An information sharing agreement was also put in place to formalize transfer of information from Wapiti House emergency shelter to the CE for use in developing a more comprehensive and representative by name list.

During 2024-25 additional work will be undertaken to refine the governance structure for Coordinated Access and our data management system as the CE leads the transition from Efforts to Outcomes to the federal Homeless Individuals and Families Information System (HIFIS). In particular, the connection between the Housing Hub and CABH leadership roles will be outlined more clearly. The CE will require HIFIS participation by all funded Service Providers and offer participation to all other partners with relevant programming, including the Indigenous CE. A harmonized and shared system would facilitate a greater understanding of homelessness as well as streamline service provision for individuals.

Section 3. Outcomes-Based Approach Self-Assessment

Section 3 Summary Table

The tables below provide a summary of the work your community has done so far to transition to an Outcomes-Based Approach under the 2019-2024 Reaching Home funding cycle.

Step 1: Maintain person-specific data	Step 2: Maintain real-time data	Step 3: Maintain comprehensive data
Yes	Yes	Yes

Step 4: Can report monthly outcomes and set targets using data (reporting monthly data in Section 4 is mandatory for 2023-24 CHRs)

Dataset was in place as of January 1, 2024 (or earlier)	Can generate monthly data	Has set targets	Has an Outcomes-Based Approach in place
Yes	Outcome 1: Yes	Outcome 1: Yes	Yes
	Outcome 2: Yes	Outcome 2: Yes	
	Outcome 3: Yes	Outcome 3: Yes	
	Outcome 4: Yes	Outcome 4: Yes	
	Outcome 5: Yes	Outcome 5: Yes	

Step 4: Can report annual outcomes and set targets using data (reporting annual data in Section 4 is mandatory once annual data can be generated)

Dataset was in place as of April 1, 2023 (or earlier)	Can generate annual data	Has set targets	Has an Outcomes-Based Approach in place
Yes	Outcome 1: Yes	Outcome 1: Yes	Yes
	Outcome 2: Yes	Outcome 2: Yes	
	Outcome 3: Yes	Outcome 3: Yes	
	Outcome 4: Yes	Outcome 4: Yes	
	Outcome 5: Yes	Outcome 5: Yes	

Summary Comment

Highlight efforts and/or issues related to your community's work to implement, maintain or improve the Outcomes-Based Approach under Reaching Home.

During 2023-24 the CE engaged with community partners to formalize sustainable data sharing between shelter, mobile outreach and the CE. The partnership allowed the CE to expand the core By Name List dataset to include an outer umbrella containing many more individuals without housing. The CE also undertook work to revitalize the Housing Hub's approach to service prioritization, Terms of Reference, Information Sharing Agreement and standards of practice for the Housing Hub coordinated access operational leadership group. During 2024-25 the CE is leading transition from Efforts to Outcomes to the federal Homeless Individuals and Families Information System (HIFIS), and will seek to bring existing and new data partners into a shared HIFIS system. This would allow the umbrella dataset to be much more fully comprehensive, including demographic data and housing history information.

Additional information - Timely data

Once new information is available about a person, on average, how long does it take for changes to be updated in the database for the following:

→ Interaction with the system (e.g., changes from "active" to "inactive")? -----	Within a week
→ Housing history (e.g., changes from "homeless" to "housed")? -----	Within a week
→ Data that is relevant and necessary for Coordinated Access (e.g., data used to determine who is eligible and can be prioritized for a vacancy)?	Within a week

Additional information - Data collection and entry processes

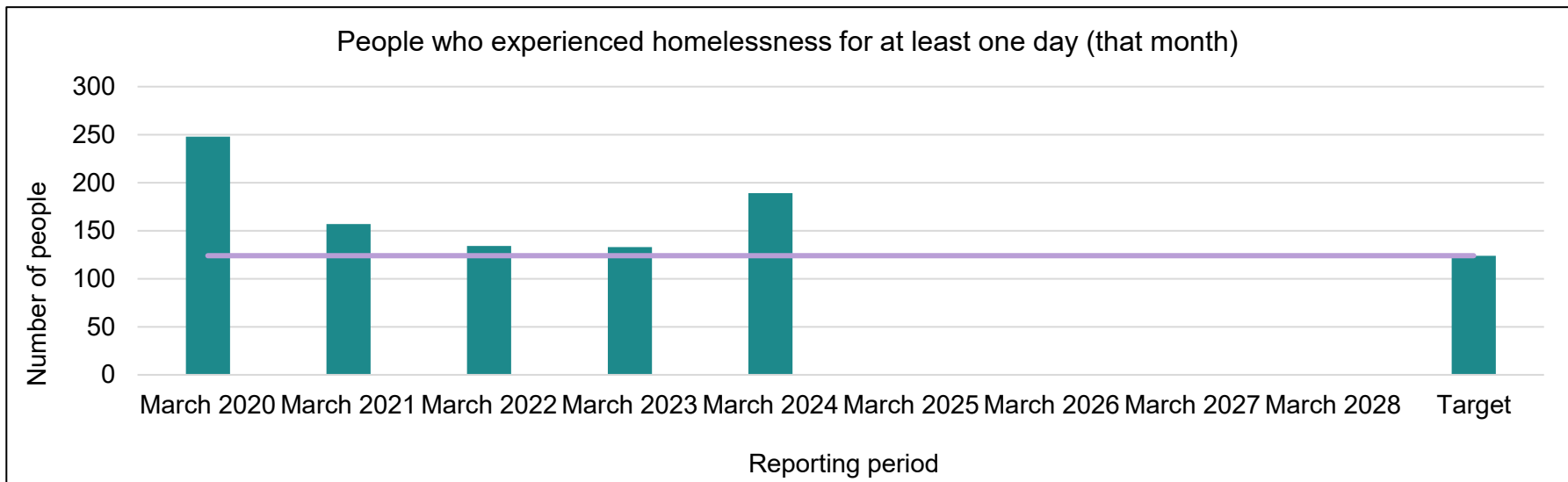
Describe the process(es) used by service providers to collect and enter data about people currently experiencing homelessness into the database.

Service providers provide FOIP notification and obtain consent for use and disclosure of information. Service providers then enter personal information into the community data system. The expectation is that data entry will be as close to real time as possible. The Housing Hub meets weekly, so at minimum, entry must be completed within one week. While an individual is in the coordinated access phase of the referral process, they will receive followup calls so that staff can ensure information is up to date. The coordinated access operational lead group, the Housing Hub, meets weekly to further discuss and update information until a referral to a housing program is made. The goal is for a referral to services to occur as quickly as possible.

Section 4. Community-Level Outcomes and Targets – Monthly

Outcome #1: Fewer people experience homelessness (homelessness is reduced overall)

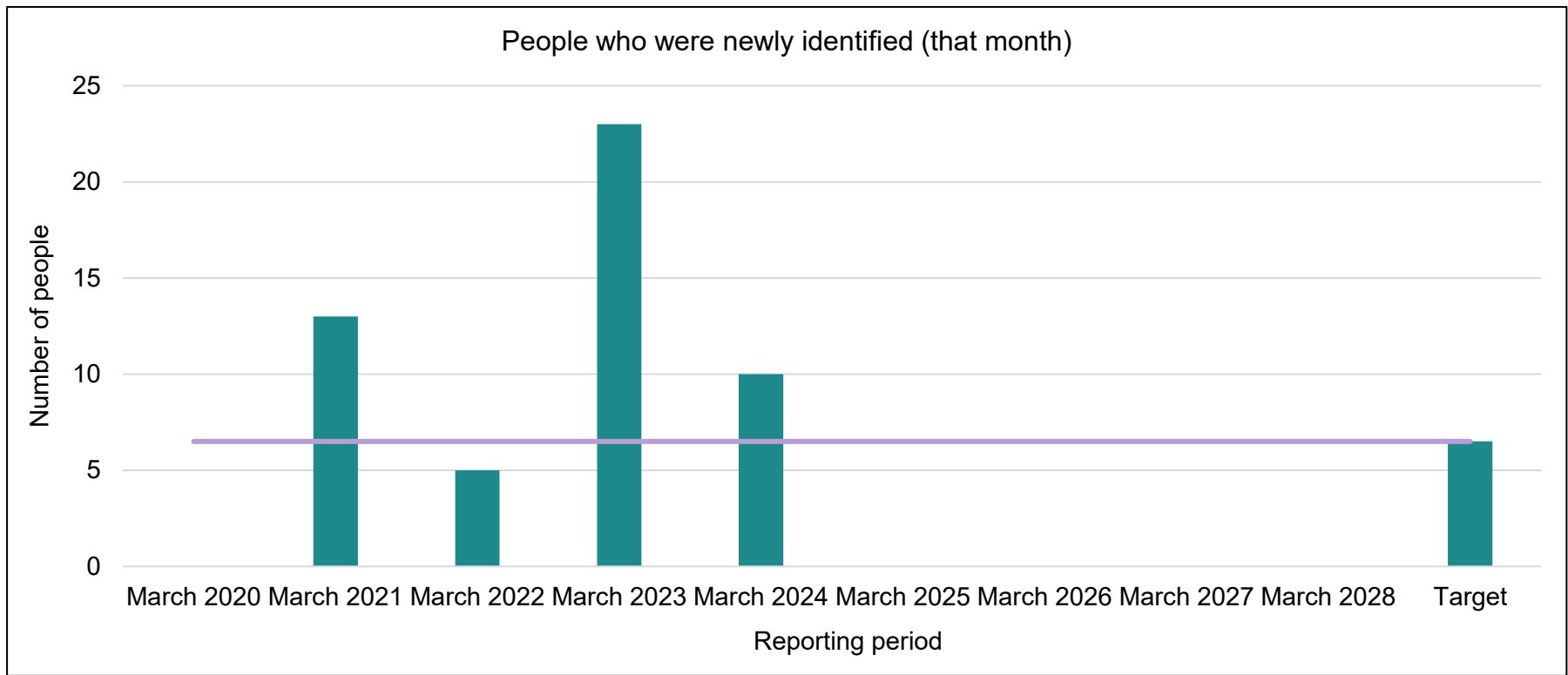
	March 2020	March 2021	March 2022	March 2023	March 2024	March 2025	March 2026	March 2027	March 2028	Target
People who experienced homelessness for at least one day (that month)	248	157	134	133	189					124



O#1(M) What is your baseline year?	March 2020
Overall homelessness will decrease by 50% between March 2020 and March 2028.	
How was this Outcome generated?	Other HMIS custom report
Has the data you reported for this Outcome from March 2020 to March 2023 changed from your previous CHR?	No, none of the data has changed
Has the target you set changed from your previous CHR?	No, the target has not changed
Was "N/A" was used for one or more data points?	No, N/A was not used for one or more data point
Please use the following comment box to provide context on your data.	
<p>This outcome includes unique individuals who were active in any program linked to the Housing Hub Table during the timeframe that indicated homelessness (the core By Name List). After four years of consecutive decrease in total homelessness, Grande Prairie has documented a significant increase in 2023-24. Several factors have contributed to this including larger economic trends, continued pandemic impacts, an ongoing substance use and mental health crisis. In addition, many new individuals participated in the Coordinated Access process in 2023-24 due to many new housing units becoming available in 2023-24.</p>	

Outcome #2: Fewer people were newly identified (new inflows to homelessness are reduced)

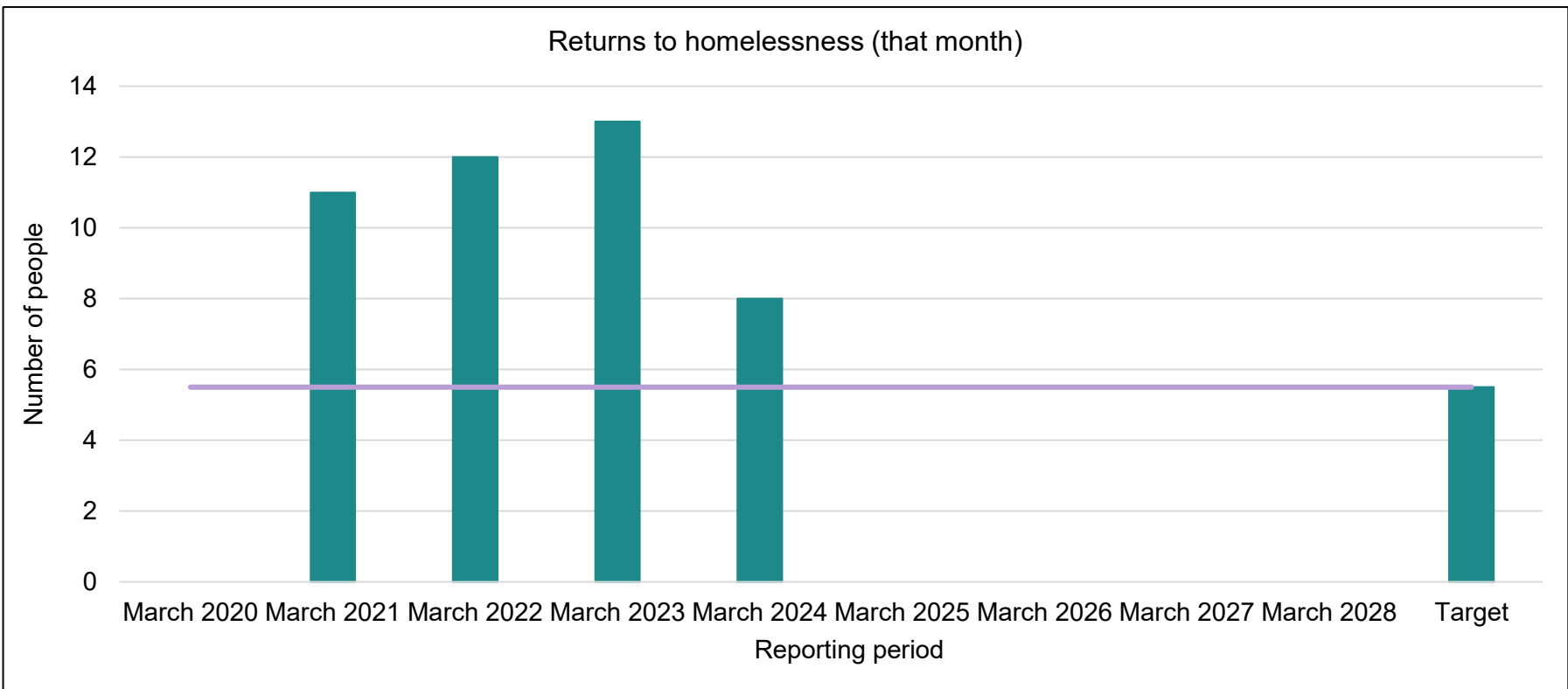
	March 2020	March 2021	March 2022	March 2023	March 2024	March 2025	March 2026	March 2027	March 2028	Target
People who were newly identified (that month)	NA	13	5	23	10					6.5



O#2(M) What is your baseline year?	March 2021
New inflows to homelessness will decrease by 50% between March 2021 and March 2028.	
How was this Outcome generated?	Other HMIS custom report
Has the data you reported for this Outcome from March 2020 to March 2023 changed from your previous CHR?	No, none of the data has changed
Has the target you set changed from your previous CHR?	No, the target has not changed
Was “N/A” was used for one or more data points?	Yes, N/A was used for one or more data point
Please use the following comment box to provide context on your data.	
<p>This data is available for a subset of the larger by name list, comprised of unique individuals who provided additional information during the time frame on an intake assessment. 2020 data is not included because this particular data point was not collected until May 2020. The monthly data indicates an increase in this area along with the annual data in 2023-24 that could be related to larger economic and housing market trends, continued pandemic impacts, and the rebound of in-migration experienced in Alberta. People new to homelessness in Grande Prairie in 2023-24 were more likely to identify as Caucasian, new to Grande Prairie and more likely to be staying with family or friends at point of intake.</p>	

Outcome #3: Fewer people return to homelessness (returns to homelessness are reduced)

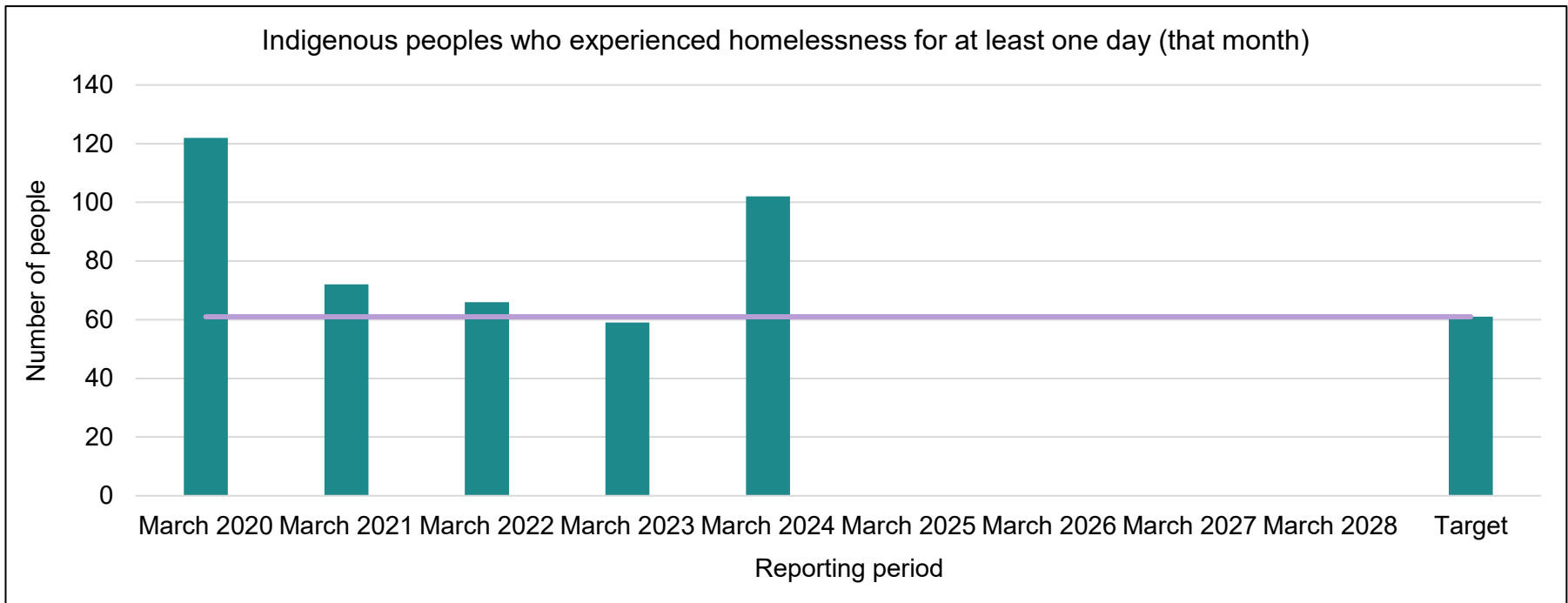
	March 2020	March 2021	March 2022	March 2023	March 2024	March 2025	March 2026	March 2027	March 2028	Target
Returns to homelessness (that month)	NA	11	12	13	8					5.5



O#3(M) What is your baseline year?	March 2021
Returns to homelessness will decrease by 50% between March 2021 and March 2028.	
How was this Outcome generated?	Other HMIS custom report
Has the data you reported for this Outcome from March 2020 to March 2023 changed from your previous CHR?	No, none of the data has changed
Has the target you set changed from your previous CHR?	No, the target has not changed
Was "N/A" was used for one or more data points?	Yes, N/A was used for one or more data point
Please use the following comment box to provide context on your data.	
<p>This data is available for a subset of the larger by name list at this time, comprised of unique individuals who provided additional information during the timeframe on an intake assessment. March 2020 data is not included because this particular data point was not collected until May 2020.</p> <p>2021: 11 of 24 people (46%) 2022: 12 of 21 people (57%) 2023: 13 of 25 people (52%) 2024: 8 of 18 people (44%)</p>	

Outcome #4: Fewer Indigenous peoples experience homelessness (Indigenous homelessness is reduced)

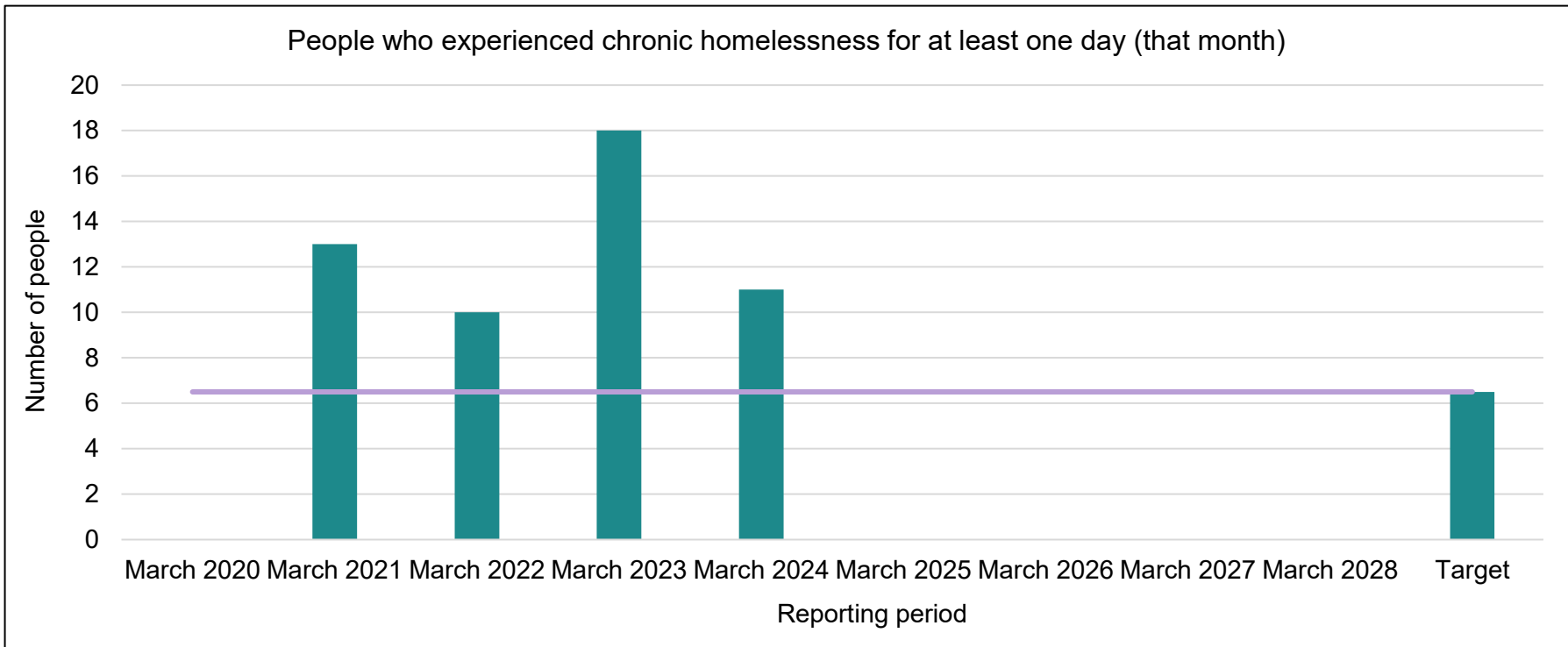
	March 2020	March 2021	March 2022	March 2023	March 2024	March 2025	March 2026	March 2027	March 2028	Target
Indigenous peoples who experienced homelessness for at least one day (that month)	122	72	66	59	102					61



O#4(M) What is your baseline year?	March 2020
Indigenous homelessness will decrease by 50% between March 2020 and March 2028.	
How was this Outcome generated?	Other HMIS custom report
Has the data you reported for this Outcome from March 2020 to March 2023 changed from your previous CHR?	No, none of the data has changed
Has the target you set changed from your previous CHR?	No, the target has not changed
Was "N/A" was used for one or more data points?	No, N/A was not used for one or more data point
Were Indigenous partners engaged in the process of setting the baseline, setting the target, reporting on the outcome and/or interpreting the results?	Yes
Please use the following comment box to provide context on your data.	
This data is available for the full By Name List. Indigenous partners are represented on the CE's Community Advisory Board on Housing & Homelessness and provided input on the CHR when the target was set. 2020: 49% 2021: 46% 2022: 49% 2023: 44% 2024: 54%	

Outcome #5: Fewer people experience chronic homelessness (chronic homelessness is reduced)

	March 2020	March 2021	March 2022	March 2023	March 2024	March 2025	March 2026	March 2027	March 2028	Target
People who experienced chronic homelessness for at least one day (that month)	NA	13	10	18	11					6.5

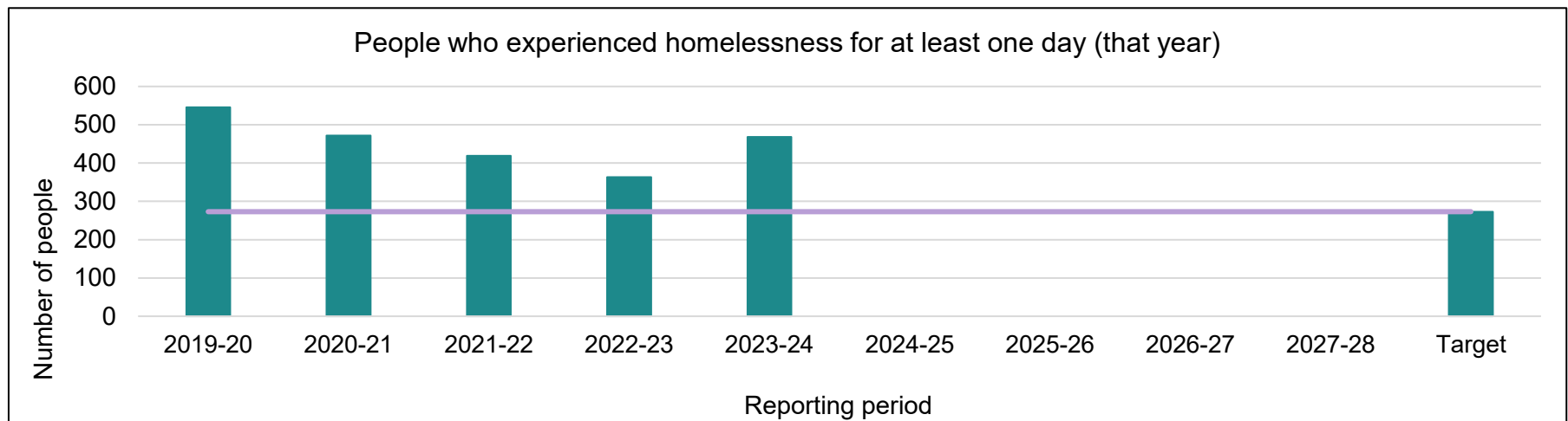


O#5(M) What is your baseline year?	March 2021
<p style="text-align: center;">Chronic homelessness will decrease by 50% between March 2021 and March 2028.</p>	
How was this Outcome generated?	Other HMIS custom report
Has the data you reported for this Outcome from March 2020 to March 2023 changed from your previous CHR?	No, none of the data has changed
Has the target you set changed from your previous CHR?	No, the target has not changed
Was "N/A" was used for one or more data points?	Yes, N/A was used for one or more data point
Please use the following comment box to provide context on your data.	
<p>This data is available for a subset of the larger by name list at this time, comprised of unique individuals who provided additional information during the timeframe on an intake assessment. 2020 data is not available because this data point was not collected until May 2020.</p>	
f) What definition of "chronic homelessness" does your community use to calculate this Outcome?	
<p>Experienced homelessness for 6 or more months out of the past 12 months, or 18 or more months out of the past 36 months.</p>	

Section 4. Community-Level Outcomes and Targets – Annual

Outcome #1: Fewer people experience homelessness (homelessness is reduced overall)

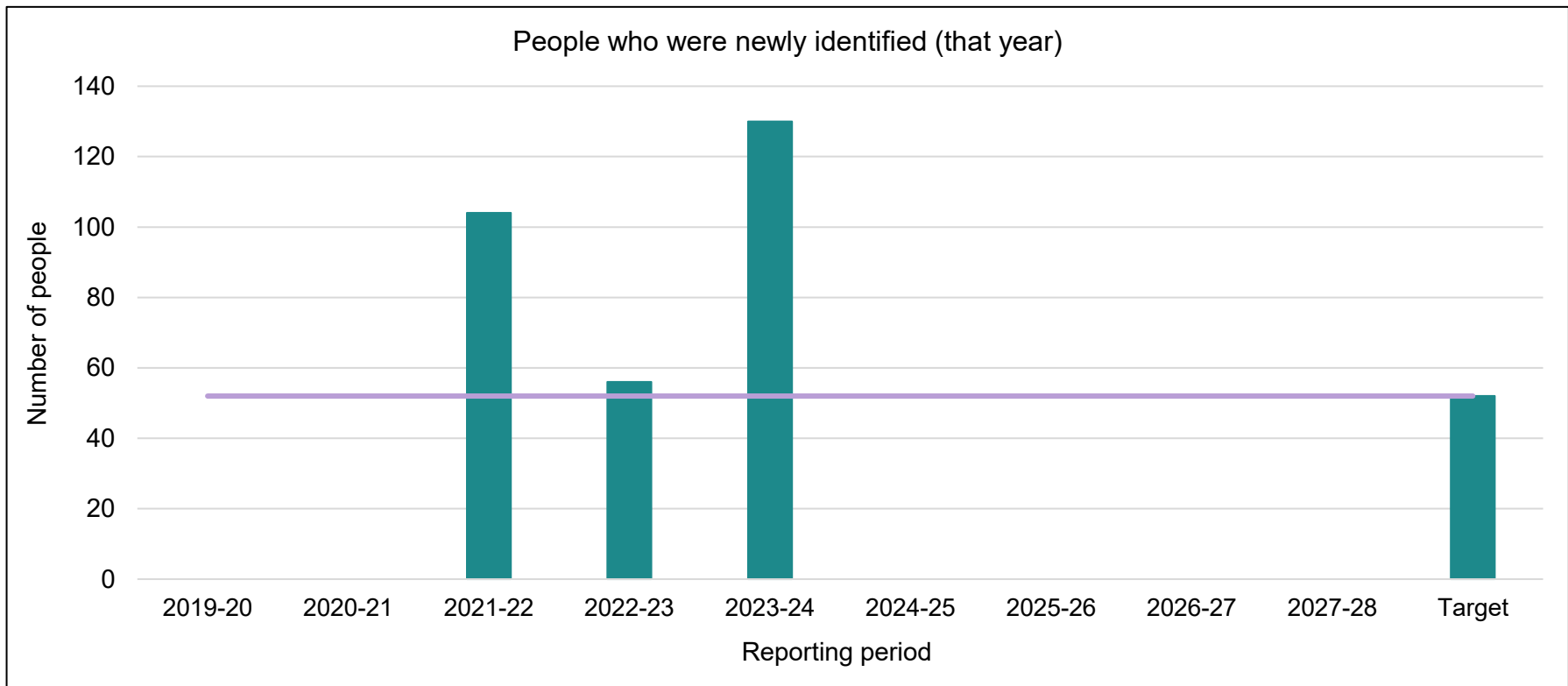
	2019-20	2020-21	2021-22	2022-23	2023-24	2024-25	2025-26	2026-27	2027-28	Target
People who experienced homelessness for at least one day (that year)	546	472	419	363	468					273



O#1(A) What is your baseline year?	2019-20
Overall homelessness will decrease by 50% between 2019-20 and 2027-28.	
How was this Outcome generated?	Other HMIS custom report
Has the data you reported for this Outcome from 2019-20 to 2022-23 changed from your previous CHR?	No, none of the data has changed
Has the target you set changed from your previous CHR?	No, the target has not changed
Was "N/A" was used for one or more data points?	No, N/A was not used for one or more data point
Please use the following comment box to provide context on your data.	
<p>This outcome includes unique individuals who were active in any program linked to the Housing Hub Table during the timeframe that indicated homelessness (the core By Name List). After four years of consecutive decrease in total homelessness, Grande Prairie has documented a significant increase in 2023-24. Several factors have contributed to this including larger economic trends, continued pandemic impacts, an ongoing substance use and mental health crisis. In addition, many new individuals participated in the Coordinated Access process in 2023-24 due to many new housing units becoming available in 2023-24.</p>	

Outcome #2: Fewer people were newly identified (new inflows to homelessness are reduced)

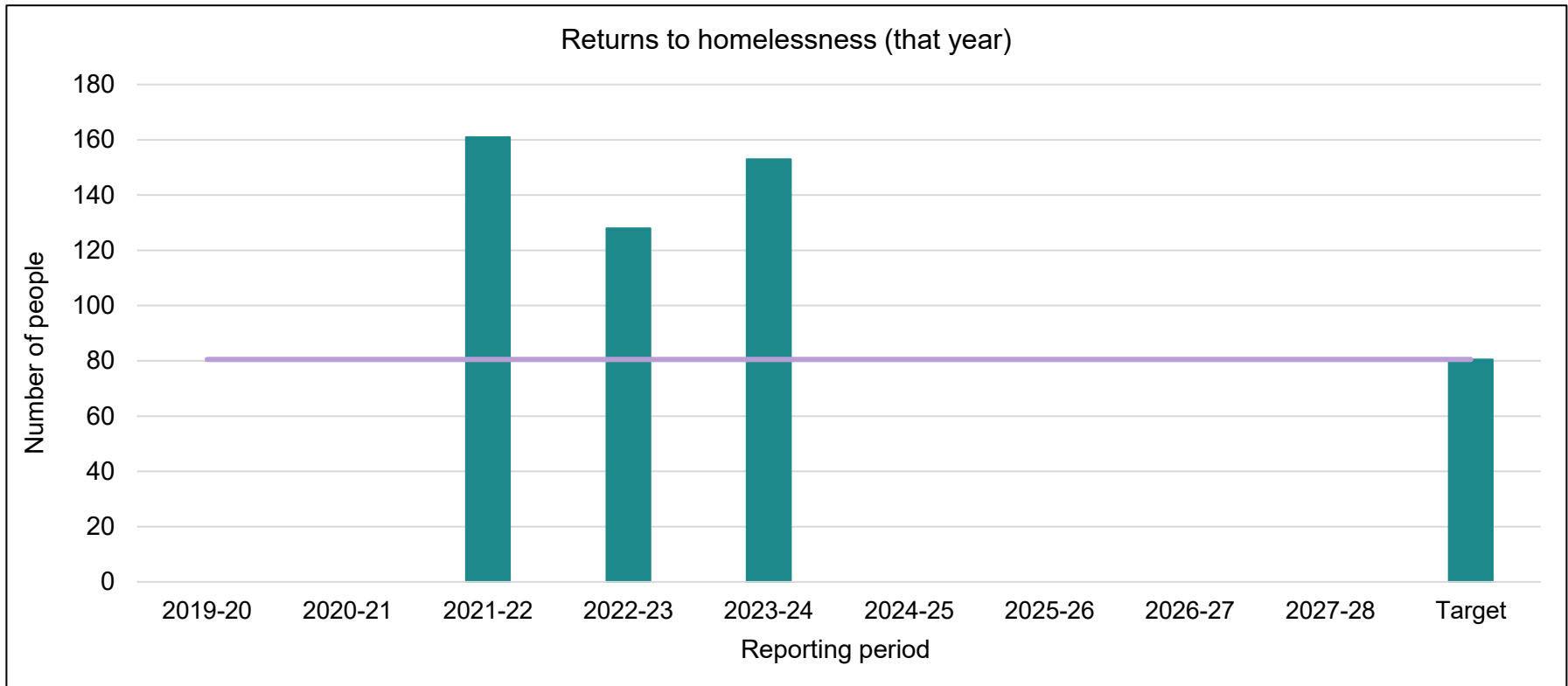
	2019-20	2020-21	2021-22	2022-23	2023-24	2024-25	2025-26	2026-27	2027-28	Target
People who were newly identified (that year)	NA	NA	104	56	130					52



O#2(A) What is your baseline year?	2021-22
New inflows to homelessness will decrease by 50% between 2021-22 and 2027-28.	
How was this Outcome generated?	Other HMIS custom report
Has the data you reported for this Outcome from 2019-20 to 2022-23 changed from your previous CHR?	No, none of the data has changed
Has the target you set changed from your previous CHR?	No, the target has not changed
Was “N/A” was used for one or more data points?	Yes, N/A was used for one or more data point
Please use the following comment box to provide context on your data.	
<p>This data is available for a subset of the larger by name list at this time, comprised of unique individuals who provided additional information during the timeframe on an intake assessment. 2019-20 and 2020-21 data is not available because this data point was not collected until May 2020. 2021-22 was the first full year collecting this data point. The large increase in 2023-24 of newly identified individuals could be related to larger economic and housing market trends, continued pandemic impacts, and the rebound of in-migration experienced in Alberta. People new to homelessness in Grande Prairie in 2023-24 were more likely to identify as Caucasian, new to Grande Prairie and more likely to be staying with family or friends at point of intake.</p>	

Outcome #3: Fewer people return to homelessness (returns to homelessness are reduced)

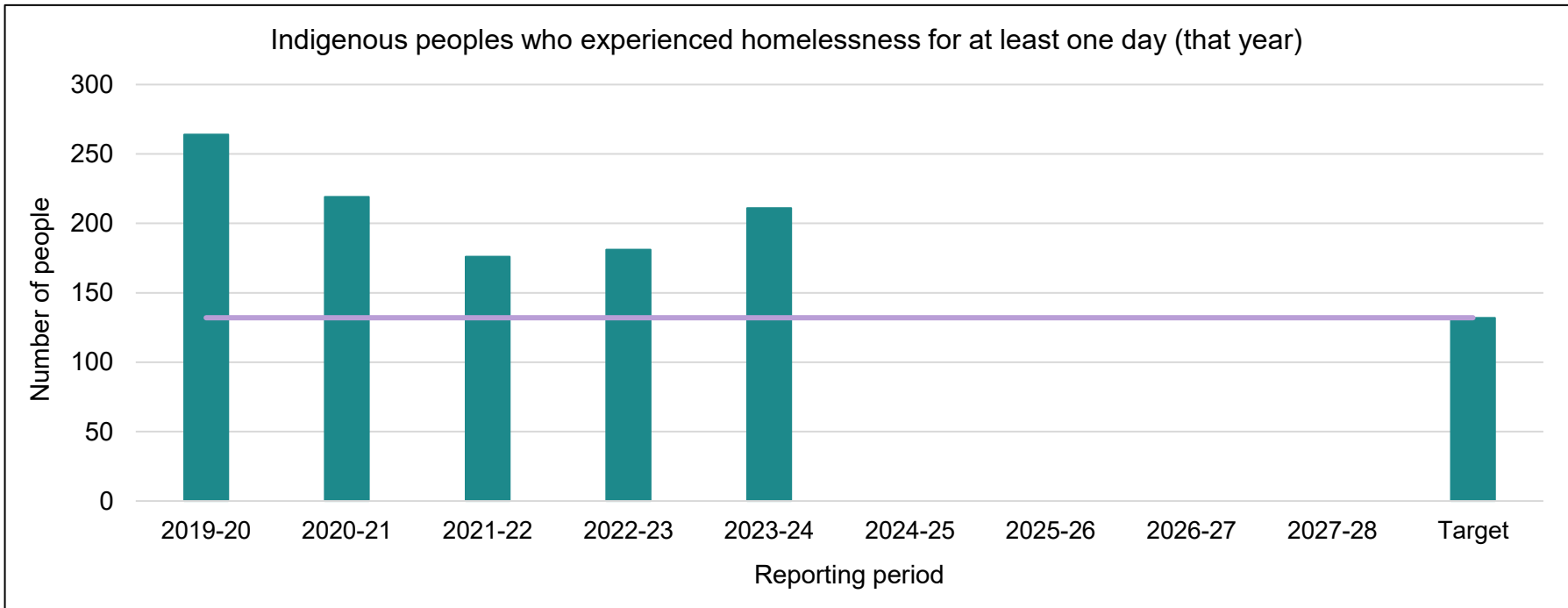
	2019-20	2020-21	2021-22	2022-23	2023-24	2024-25	2025-26	2026-27	2027-28	Target
Returns to homelessness (that year)	NA	NA	161	128	153					80.5



O#3(A) What is your baseline year?	2021-22
Returns to homelessness will decrease by 50% between 2021-22 and 2027-28.	
How was this Outcome generated?	Other HMIS custom report
Has the data you reported for this Outcome from 2019-20 to 2022-23 changed from your previous CHR?	No, none of the data has changed
Has the target you set changed from your previous CHR?	No, the target has not changed
Was "N/A" was used for one or more data points?	Yes, N/A was used for one or more data point
Please use the following comment box to provide context on your data.	
<p>This data is available for a subset of the larger by name list at this time, comprised of unique individuals who provided additional information during the timeframe on an intake assessment. 2019-20 and 2020-21 data is not available because this data point was not collected until May 2020. 2021-22 was the first full year collecting this data point. Although the total number of people returning to homelessness has increased, the proportion of people experiencing homelessness who are returning to homelessness has decreased in 2023-24: The rate of return to homelessness was outpaced by the rate of new entry to homelessness in the community . People returning to homelessness were more likely to identify as Indigenous and less likely to report being new to Grande Prairie than people new to homelessness.</p> <p>2021-22: 161 of 279 (58%) 2022-23: 128 of 191 (67%) 2023-24: 153 of 283 (54%)</p>	

Outcome #4: Fewer Indigenous peoples experience homelessness (Indigenous homelessness is reduced)

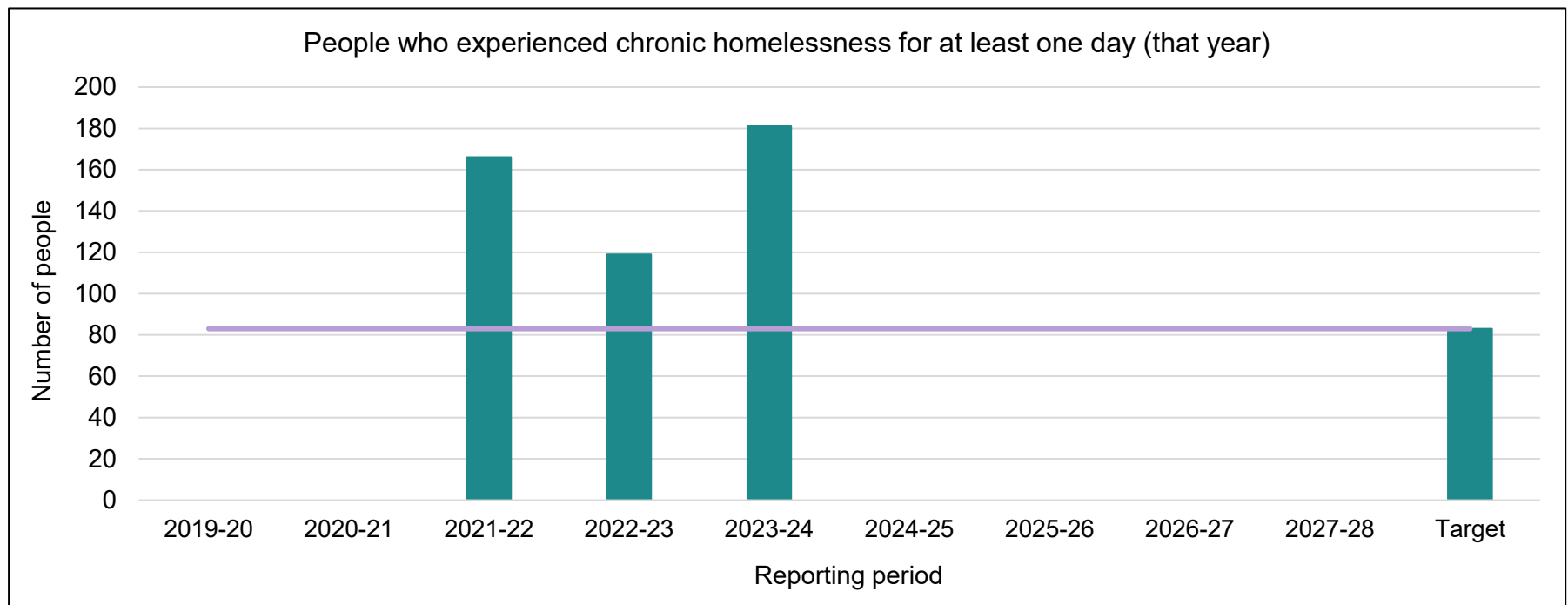
	2019-20	2020-21	2021-22	2022-23	2023-24	2024-25	2025-26	2026-27	2027-28	Target
Indigenous peoples who experienced homelessness for at least one day (that year)	264	219	176	181	211					132



O#4(A) What is your baseline year?	2019-20
Indigenous homelessness will decrease by 50% between 2019-20 and 2027-28.	
How was this Outcome generated?	Other HMIS custom report
Has the data you reported for this Outcome from 2019-20 to 2022-23 changed from your previous CHR?	No, none of the data has changed
Has the target you set changed from your previous CHR?	No, the target has not changed
Was "N/A" was used for one or more data points?	No, N/A was not used for one or more data point
Were Indigenous partners engaged in the process of setting the baseline, setting the target, reporting on the outcome and/or interpreting the results?	Yes
Please use the following comment box to provide context on your data.	
<p>This data is available for the full By Name List. Indigenous partners are represented on the CE's Community Advisory Board on Housing & Homelessness and provided input on the CHR when the target was set. The rate of Indigenous homelessness in Grande Prairie has fluctuated between 42% and 50% over the past five years and is an overrepresentation in comparison to the general population.</p>	

Outcome #5: Fewer people experience chronic homelessness (chronic homelessness is reduced)

	2019-20	2020-21	2021-22	2022-23	2023-24	2024-25	2025-26	2026-27	2027-28	Target
People who experienced chronic homelessness for at least one day (that year)	NA	NA	166	119	181					83



O#5(A) What is your baseline year?	2021-22
Chronic homelessness will decrease by 50% between 2021-22 and 2027-28.	
How was this Outcome generated?	Other HMIS custom report
Has the data you reported for this Outcome from 2019-20 to 2022-23 changed from your previous CHR?	No, none of the data has changed
Has the target you set changed from your previous CHR?	No, the target has not changed
Was "N/A" was used for one or more data points?	Yes, N/A was used for one or more data point
Please use the following comment box to provide context on your data.	
<p>This data is available for a subset of the larger by name list at this time, comprised of unique individuals who provided additional information during the timeframe on an intake assessment. 2019-20 and 2020-21 data is not available because this data point was not collected until May 2020. 2021-22 was the first full year collecting this data point. 2023-24 data show a continued rise in chronic homelessness in Grande Prairie which aligns with findings from the 2022 Point in Time Count. 52% of people experiencing chronic homelessness identified as Indigenous. People experiencing chronic homelessness were more likely to be unsheltered or to be residing in provisional accommodation such as treatment, incarceration, hospital, or transitional housing.</p>	
What definition of "chronic homelessness" does your community use to calculate this Outcome?	
Experienced homelessness for 6 or more months out of the past 12 months, or 18 or more months out of the past 36 months.	